



FLX
GIVES

Getting Started with Mightycause



November 13 - 14, 2025
6pm ET - 6pm ET

Agenda

- Giving Day Basics
- What's New This Year
- How to Register
- Building Your Profile
- Q&A



Giving Day Basics

- Hosted by the Community Foundation of Elmira-Corning and the Finger Lakes, Inc.
- Registration Begins - June 9
- Registration Closes - November 1
- FLX Gives Starts - November 13 at 6pm ET
- FLX Gives Ends - November 14 at 6pm ET





What's New This Year

	Mightycause	Previous Platform
On-Screen Page Editing	✓	✗
Customizable Profile Components	✓	✗
Peer to Peer AND Team Fundraising	✓	✗
Configurable Matching Grants Tool	✓ ★	✓
Customizable Checkout Flow	✓ ★	✓
Real-time Donation Reports	✓ ★	✓
Comprehensive Disbursement Report	✓	✗
Multiple Disbursement Options	✓	✗



Platform Walkthrough



Register Your Nonprofit

- A short form will grant you access to your page and sign up your nonprofit for FLX Gives
- You will receive an automated platform email upon approval
- You can add, remove additional administrators to your page

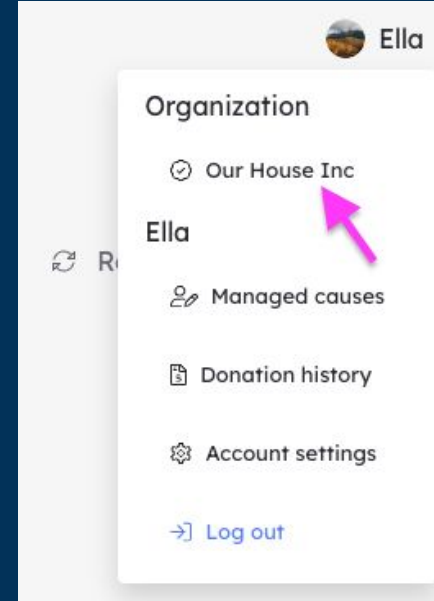
The screenshot shows a registration form with the following elements:

- A clipboard icon with a checkmark and minus sign.
- The title "Registration Form".
- The instruction "To begin registration, please select your organization."
- The input field "Enter organization name or EIN" with a horizontal line below it.
- A "Select" button.
- The text "Can't find your organization? [Create it now.](#)"



Accessing Your Dashboard

- To access your dashboard, you must be logged into the FLX Gives website
- Click your name in the upper right corner of the screen
- Your organization(s) will be in your dropdown menu under “Organization”. Additionally, you will see your user account options below that, under your name





Navigate Your Dashboard

- **Overview:** View registration status, announcements & your To-Do List
- **Organization Page:** Customize your Nonprofit's profile
- **Fundraising:** Manage all fundraising efforts for your nonprofit (including peer-to-peer pages)
- **Reports:** Access donation data & customize your donor experience
- **Checkout:** Customize your organization's donation flow
- **Settings:** Handle admin access and adjust your organization's settings

The screenshot displays a dashboard for 'Greater Twin Cities United Way'. The left sidebar contains navigation options: Overview, Organization Page (selected), Supporters, Fundraising Tools, Reports, Checkout, Donation Form, Thank-you Page, Donation Receipt, Integrations, and Settings. The main content area shows the 'Organization Page' with the subtitle 'The public face of your organization. Use this page for year-round fundraising, organization info, and more.' A 'To-Do List' modal is open, listing tasks with checkboxes: 'Add a primary logo for your brand', 'Add a background image for your profile', 'Create your donation thank you page', 'Tell your story in at least 50 words', and 'Set up EET'. A 'CLOSE' button is at the bottom of the modal.

Overview



Overview:
View registration status,
announcements, recent
metrics & your To-Do List

To-Do Overview

Required

- Complete your Organization Page
- EFT Setup
- Thank You Page

[Open detailed to-do list](#)

Online Donations: 0
Last 30 days ▾

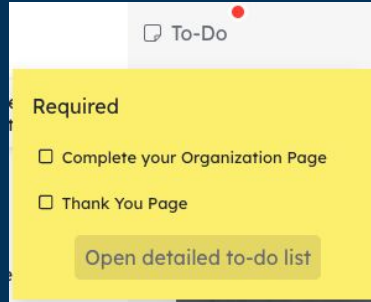
Unique Donors: 0
Last 30 days ▾

Raised Online: \$0
Last 30 days ▾

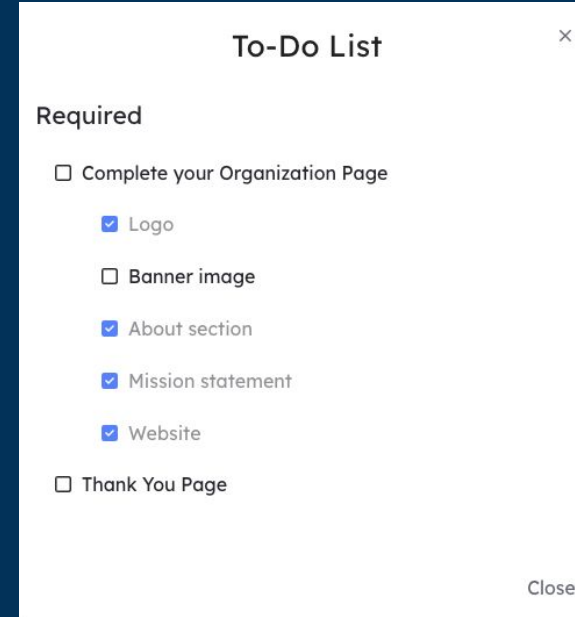


To Do List

- Logo (required)
- About (required - 50 words or more)
- Banner Image (recommended)
- Thank You Page (recommended)




Hint: click on each To Do list item and the platform will take you where you need to go to update!





Customize Your Profile

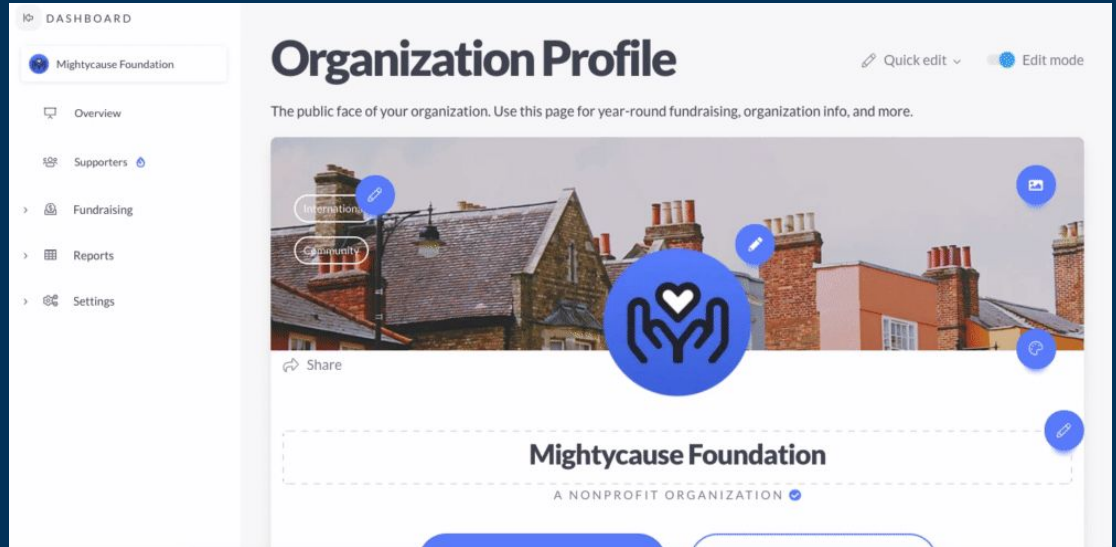
- This page will be the main link you share with supporters
- Customize the look and feel
- Tell a powerful story about why donors should give to your organization for FLX Gives



Edit Your Banner Image and Theme Color




- Upload Your Logo (1:1 Aspect Ratio)
- Upload a Banner Image (or choose from our gallery)
- Choose a Filter Color & Strength for the Background
- Set Your Theme Color for the Page



Page Metrics

- Use if you've participated in the past or have used Mightycause before
- Update the metrics you want displayed publicly
- Set metrics to FLX Gives donation window



\$2,282,603 RAISED BY 13,368 DONORS

100% COMPLETE

GOAL

Stats displayed

- Amount raised
- Number of donors

Calculation method

- Include offline donations
- Calculate over all time
- Start calculation on a specific date

Choose a date

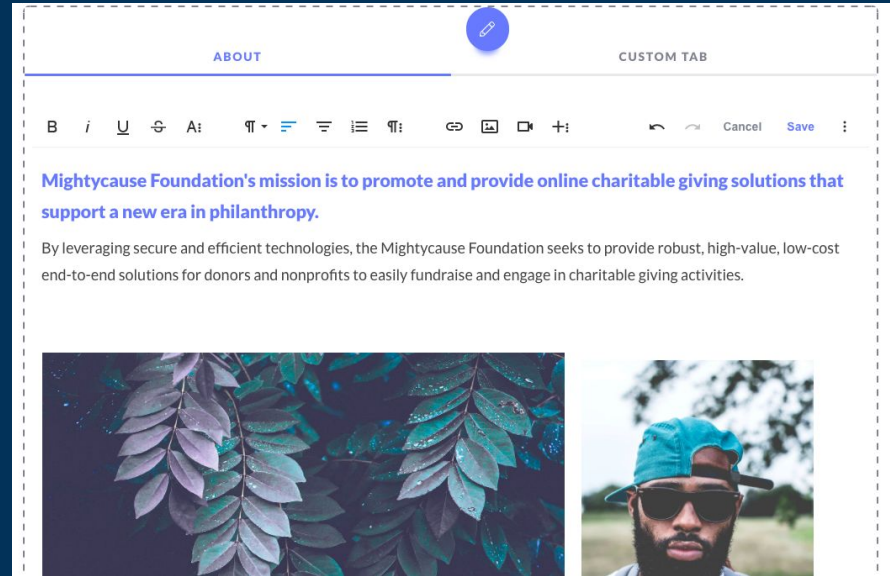
08/16/2010 03:51 pm

Hide section



Tell Your Story

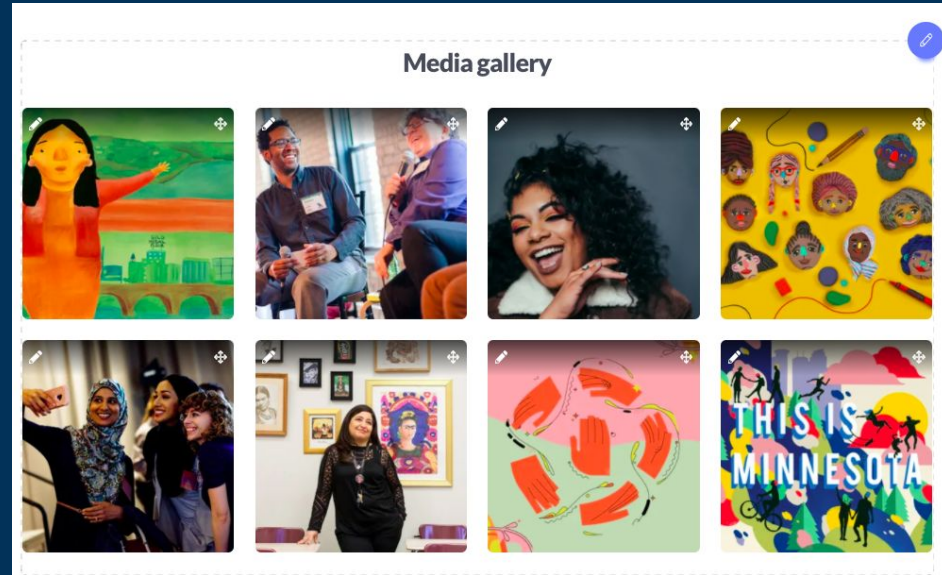
- In-line editor to tell your story
- Add formatting like headers, lists, etc to help key message stand out
- Add Images/Video
- Add a Custom Tab to share additional information





Add Media & Integrate Social

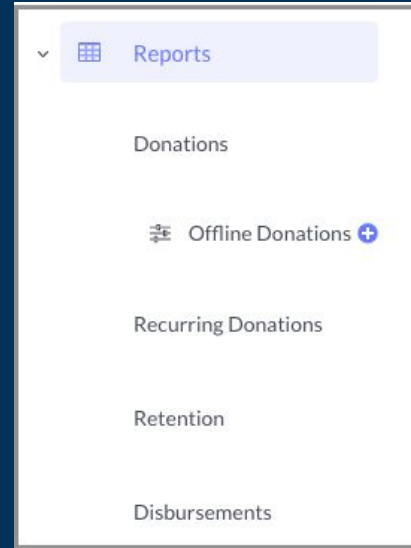
- Add Images from Facebook, Instagram, Your Computer
 - Can also import from Dropbox, Google Drive, and more!
- Optimize Your Social Share settings





Donation Report

- Admins receive email notifications when a donation is made
- Access Donor Data in real time and download detailed report





Checkout Flow

- Choose what donor data you collect
- Use custom donation suggestions to reinforce impact
- Preview the Donor Checkout Flow

The screenshot displays a dashboard for 'Greater Twin Cities United Way' with a sidebar menu containing: Overview, Organization Page, Supporters, Fundraising Tools, Reports, Checkout, Donation Form (highlighted), Thank-you Page, Donation Receipt, Integrations, and Settings.

The main content area shows the configuration for the 'Donation Form'. At the top, there are radio buttons for 'One-time donation' and 'Monthly donation'. Below this is a row of five donation amount buttons: '\$50', '\$100', '\$250', '\$500', and a '+' button. A 'Donation amount' input field is positioned below the buttons. There are two checkboxes: 'Hide amount from public display' and 'Add a dedication'. A dashed box labeled '+ Add designation section' contains a 'Designation' input field. Below this is a section titled 'To further designate this gift please specify below.' with a 'Your answer' input field and the label 'Optional'. At the bottom, there is a 'Phone number' input field. Blue edit icons are visible on several elements.



Post-Checkout Customizations

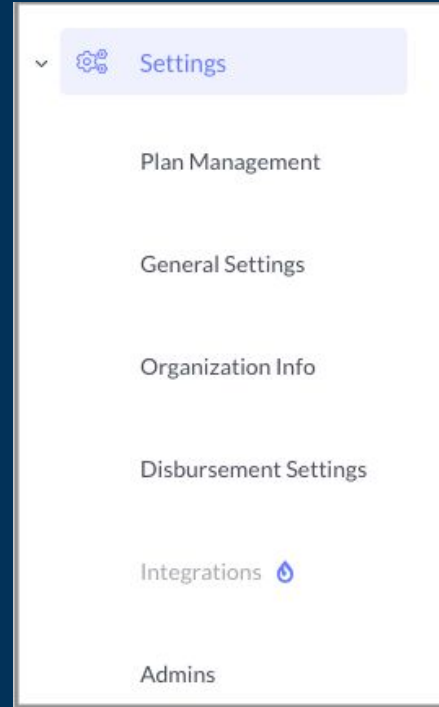
- Edit Thank You settings under Post-Checkout tab
- Build a Thank you page with photo, videos and a customizable CTA and Link
- Add or update your custom message in the automated donation receipt
- Preview the thank you experience

The image shows two overlapping screenshots. The foreground screenshot is a dashboard for 'Animal Humane Society' with a sidebar menu containing: Overview, Organization Page, Supporters, Fundraising Tools, Reports, Checkout, Donation Form, Thank-you Page (highlighted), and Donation Receipt. The background screenshot is a preview of a 'Thank-you Page' with the title 'Thank you for donating!' and a message: 'We cannot thank you enough! You are the reason that we are able to save so many cats and dogs. This is especially critical during these hot summer months. We will continue to share photos with you as our furry friends find new forever homes. Thanks again for your ongoing support, and here's a little message from our furry friends to show how much they appreciate you.' Below the text is a video player showing a dog with its tongue out. At the bottom, there is a 'Learn More' button and a character count of 48/1000.



Settings


- Add or Remove Admins
- Update Legal Address
- Customize Social Share & URL





Use Nonprofit Toolkit Resources

- Access tips, FAQs and basic how-tos
- Borrow templates for email, social media and more





What does my nonprofit need to do?

- **Register** to participate by November 1
- Review and customize your organization page
- Plan a fundraising campaign
- Promote your campaign via social media, email, events, etc.
- Invite supporters to participate as peer-to-peer fundraisers
- Raise money for your cause!





Get Support from Mightycause!

- Mightycause's Support team is here to help you!
- support@mightycause.com
- Monday - Friday, 9am - 5pm ET
- 202-800-1618



mightycause
support



**Questions?
Happy Fundraising!**